

HOW TO USE EUROPEANA?

General Objective

The aim of this Practical Sheet is to introduce the EUROPEANA Collections platform, explain how to search for reusable content and how to assign that content to use in designing your art workshops.

In this practical sheet, you will:

- ✓ learn about EUROPEANA Collections in general
- ✓ discover content suitable for use in the education sector and use the available content.

You will need:

- ✓ a computer with internet access to access the online content of the platform.

Challenges and issues

The EUROPEANA Collections platform provides access to more than 62 million digitized documents of the European historical and cultural heritage, from more than 3500 cultural institutions (libraries, archives, museums and audiovisual collections) from all Member States. EUROPEANA Collections allows you to search and consult online a large number of images, texts and audiovisual documents, as well as thematic files and exhibitions. The whole is available in several European languages (Czech, Danish, German, Greek, English, Spanish, Italian, Dutch, Polish, Portuguese, Romanian...).



This type of resource takes into account the needs of teachers in terms of disciplinary diversification and contextualization, and those of students in terms of their ability to navigate and read (text and images). EUROPEANA Collections content can be integrated into applications, games or educational platforms. More specifically, EUROPEANA can help teachers enrich their teaching practices, regardless of their usual discipline.

Several tracks of use of the resources drawn from the EUROPEANA selection take shape, namely:

- ✓ the illustration of a lesson based on a theme given by the teacher;
- ✓ consultation or documentary research by the students;
- ✓ the understanding of disciplinary notions;
- ✓ the production of contents by the students

A history teacher can use images or letters from the World War I collection to animate his lessons. A science teacher can refer his students to the virtual exhibition dedicated to the work of Leonardo da Vinci. Literature or language teachers can use personal accounts from the Migration collection as inspiration for a writing contest. The set allows teachers to create new learning experiences, which can be more engaging in the classroom.

More general issues can be read in the mobilization of digital technologies in teaching practice. The search for and selection of relevant resources for the classroom, to illustrate a lesson or to support students' activities more directly, is a daily part of the teaching profession. The EUROPEANA selection and the pedagogical exploitations presented here perfectly illustrate this integration of illustrating this integration of pedagogical objectives related to the reading and processing of online resources by students.


Adaptation

Below, you can find a step-by-step instruction on how to do your research on Europeana and get the best results possible.

1. Perform a search

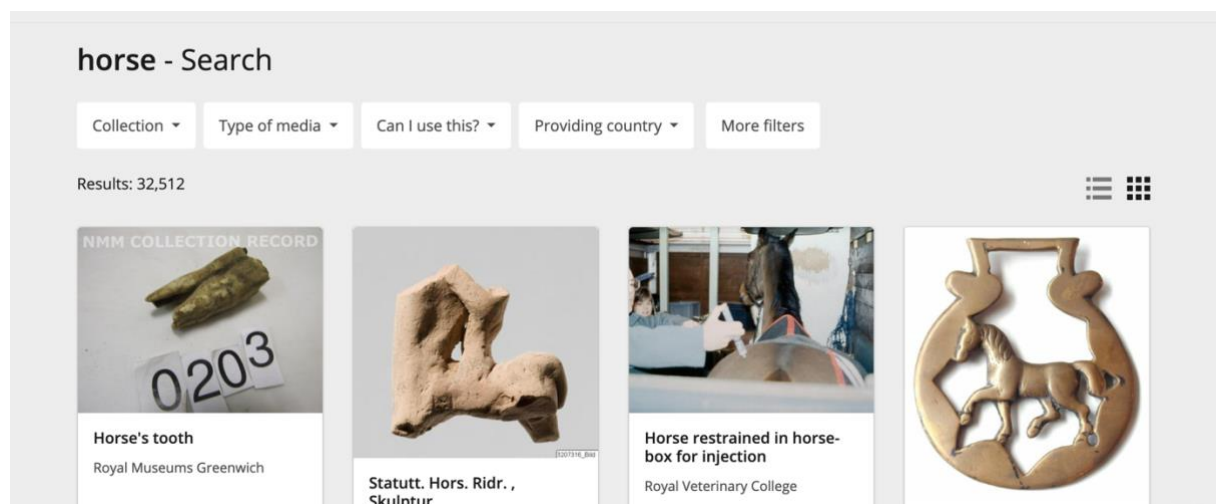
Go to the homepage of the platform: <https://www.europeana.eu/>.

Click on the magnifying glass icon to access all EUROPEANA content.



2. Find out what you are looking for

You can start your search by entering a keyword (e.g., "horse") in this field.



This search generates many results. You can display the results in a grid or list format, and change the number of titles displayed per page.



3. Deepen your search

Use the filters at the top of the screen to target the content you want to search based on:

The theme of the collection: you can select Industrial Heritage, Fashion, or Sports, for example.

- ✓ The type of resource: image, text, audio, video, 3D.
- ✓ Can I use it? Information about the license of the title.
- ✓ Contributing country: countries of the contributing institution.

Collection ▾

Type of media ▾

Can I use this? ▾

Providing country ▾

More filters

By clicking on the “More filters” tab:

- ✓ Language
- ✓ Aggregator
- ✓ Institution: if you are only looking for content from a specific contributor.
- ✓ Colour
- ✓ Image orientation
- ✓ Image size
- ✓ File type: JPEG, PDF, HTML, etc.
- ✓ Tip: select the option “Show only items not meeting our publishing criteria” will only show content that can be directly downloaded directly from EUROPEANA.

Language

en

mul

de

nl

sv

hu

el

da

ca

[Show all languages ▾](#)

Aggregator

OpenUp!

Museu

Photoconsortium

Europeana Sounds

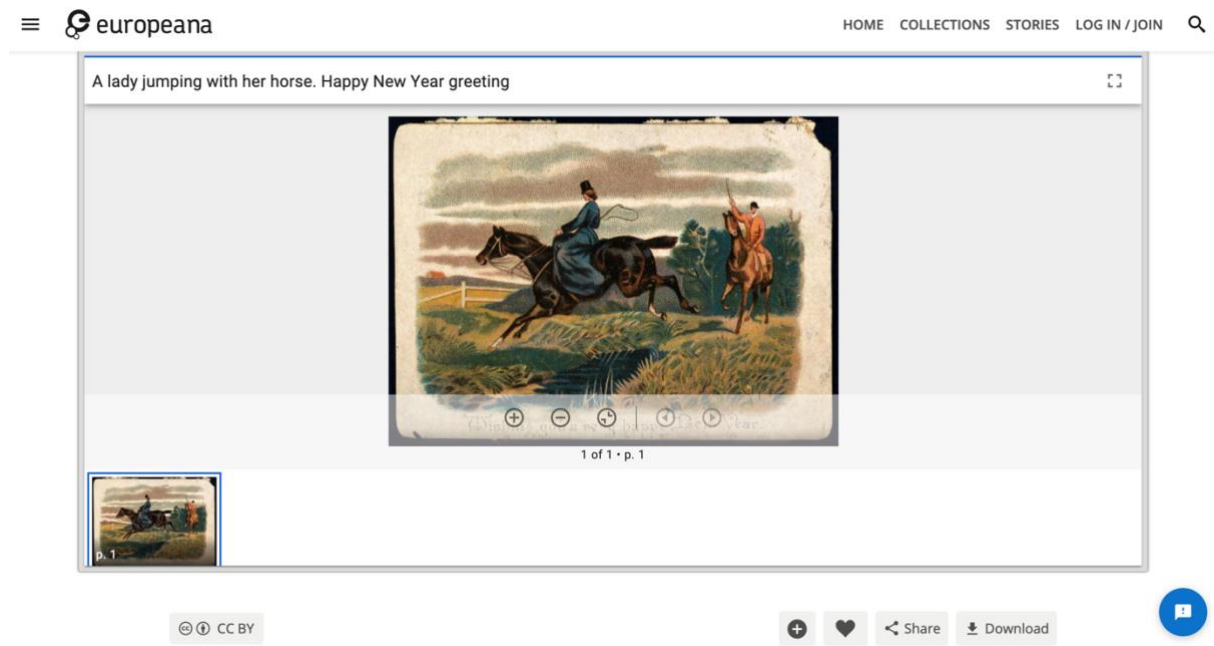
Biodiversity Heritage Library

CARARE

RESET CANCEL APPLY

4. Find reusable content

EUROPEANA allows you to find content that you can reuse for educational purposes. To this end, each digital object is accompanied by a rights statement that indicates how it can be used.



Content that you can reuse for free comes with the Public Domain labels, CC0, CC BY or CC-BY-SA. Objects with the Public Domain (PD) label may be commercial and non-commercial purposes, provided that the work attributed to its author is properly attributed to its author.

You will find a detailed explanation of each rights statement on the EUROPEANA website: <https://pro.europeana.eu/page/available-rights-statements>

You can find reusable content using the “Can I use it?” option in the search menu. Here you can select “Yes with attribution” and the results will be filtered to show only content that is available for free reuse.

Can I use this? ▾ Providing cou

Yes (11,723)
 Yes, with conditions (8,091)
 Maybe, seek permission (12,626)

RESET **APPLY**

5. Assign content

It is very important to attribute the cultural heritage content you use properly, so that others know its origin. You can find all the required information directly on the object page.

Basic checks:

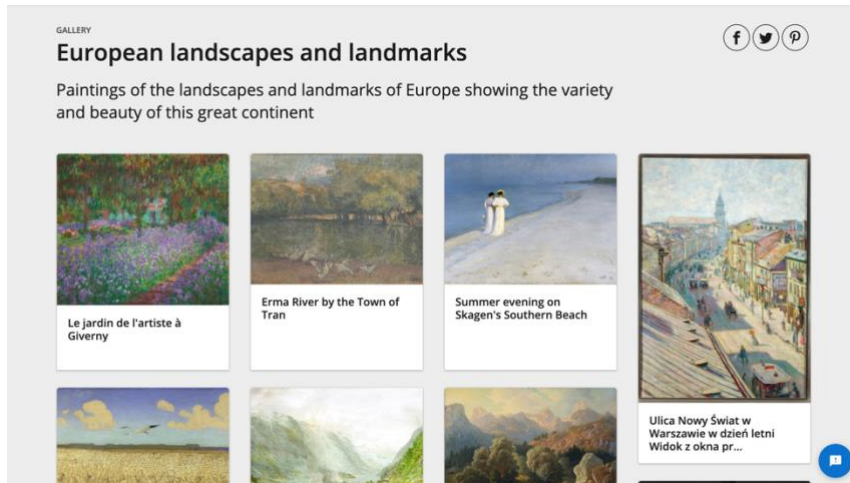
- ✓ Title
- ✓ Creator's name (if known)
- ✓ Date of creation (if known)
- ✓ Name of institution
- ✓ Rights statement
- ✓ Direct link to the object on EUROPEANA (if used online)

A lady jumping with her horse. Happy New Year greeting - Wellcome Collection, United Kingdom - CC BY.
<https://www.europeana.eu/en/item/9200579/r2dtxrzy>

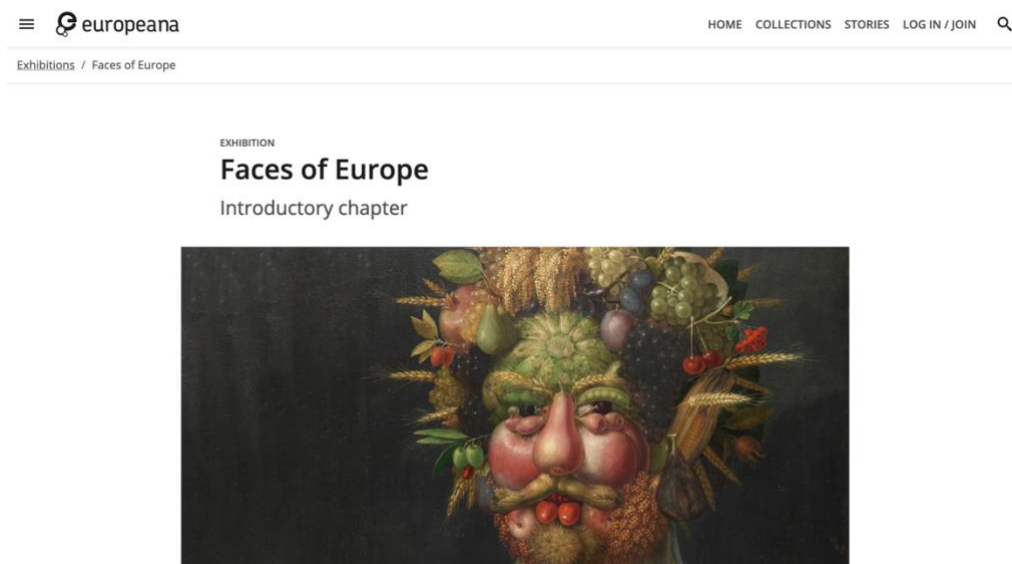
Practical examples and inspiration

EUROPEANA offers teachers a set of resources from its collections, galleries and exhibitions, built around themes.

Here is for example a gallery built around several paintings of landscapes and landmarks of Europe: <https://www.europeana.eu/en/galleries/european-landscapes-and-landmarks>



Another example here of several works with descriptive texts built around the faces of Europe: <https://www.europeana.eu/en/exhibitions/faces-of-europe>



Additional resources

Some examples of EUROPEANA contents used for education:

- Inventing Europe, the European Digital Museum of Science and Technology
 - <http://www.inventingeurope.eu/>
- Van Go Yourself, a website to recreate scenes represented on artworks and share them

- <http://vangoyourself.com/>
- Historiana, a site dedicated to education to build a common history, beyond national histories
 - <https://historiana.eu/>
- Art Faces and Wonders, a game for children from 6 to 8 years old that uses artworks from the EUROPEANA collection.
 - <http://www.artstories.it/en/faces/>
 - <http://www.artstories.it/en/wonders/>

